

SubQ It!® Bioabsorbable Subcuticular Skin Closure

Subcutaneous closure with the speed of a stapler,
without staples



- Bioabsorbable dermal fasteners
- Never piercing the outer skin surface
- Hold incision for optimal healing
- Absorbed by the body after healing is complete

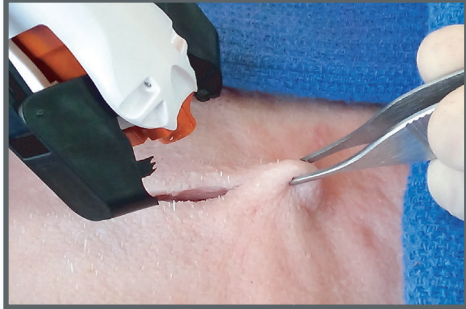
Optimal Closure • Quality Results • Safety • Cost Effective • Saves Time

www.SUBQIT.COM

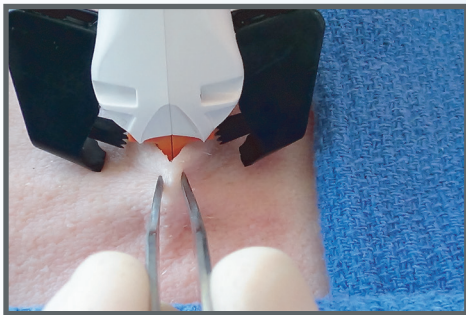
SubQ It!® Bioabsorbable Subcuticular Skin Closure

SubQ It! Delivers the speed of a metal stapler with the cosmetic results of sutures

How to use SubQ It!



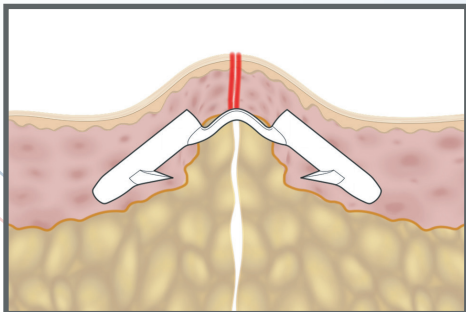
Elevate tissue at apex



Insert orange introducer evenly between incision just deep enough for pinchers to hold tissue, confirm placement and deploy fastener



Slide back 7-10 mm and elevate tissue at insertion point of previous fastener. Repeat steps.

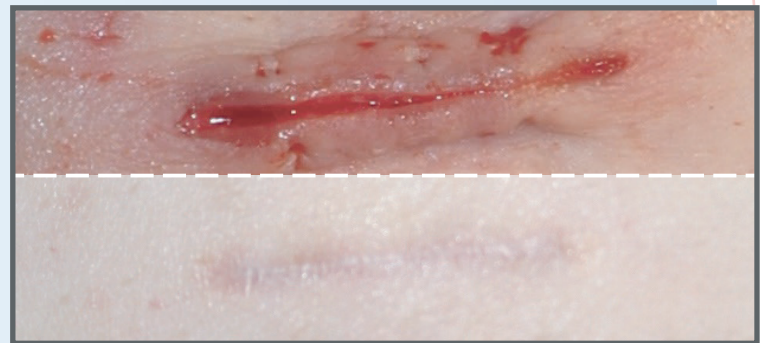


Set Back Dermal Technique with SubQ It! Fastener

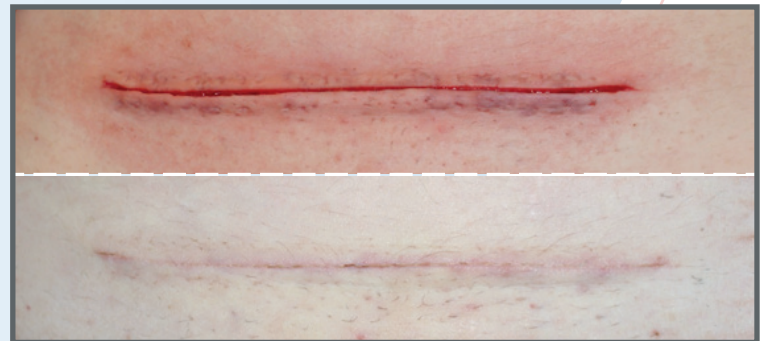
Results for patient



Inguinal hernia 30 days post-op



Laparoscopic trocar incision on day of surgery and 47 days later



Cesarean Section - At surgery and 7 days post-op

SubQ It! ordering information

Catalog #: 412010 | SubQ It! Bioabsorbable Driver - Sold in Boxes of 10 Sterile Devices

OPUS KSD, Inc. | 50 Corporate Park Dr., Suite 710, Pembroke, MA 02359 | Telephone: (339) 933-8811

P/N 603400 Rev. A | Effective date August 2024

www.SUBQIT.COM